



IMPROVING
CHILDREN'S
PRODUCT
SAFETY

A KID Report Card: Children's Product Recalls in 2016 March 2017

KID REPORT CARD		
GRADE	SUBJECT	REMARKS
C	Recalls	76 children's products were recalled in 2016. There was a 12% increase from 2015 in number of recalls and over 1000% in units recalled.
C-	Incidents	4,842 incidents with the products were reported prior to recall, an average of 64 reports filed before a recall is issued. However, just five products accounted for 84% of those incidents
C	Injuries	One out of four products involved injuries prior to the recall, 394 injuries in all -- a tenfold increase over 2015 recalls. Over half (54%) were the result of faulty strollers by Pacific Cycle.
D	Fatalities	Seven deaths were reported from tipping IKEA dressers and chests. All but one happened years before the recall was finally announced.
B	Social Media	Almost 60% of companies with a Facebook account posted about their recall, up from 44% in 2014. Numbers lower on Twitter & Instagram.
D	Effectiveness	Too little information is available to measure recall effectiveness and very few efforts seem to be made to either improve tracking of recalls or share that information with the public.

Kids In Danger

www.KidsinDanger.org

A nonprofit organization dedicated to protecting children by improving children's product safety.

A KID Report Card: Executive Summary

Since 2002, Kids In Danger (KID) has released an annual report detailing children's product recalls throughout the previous year. This year's report examines children's product recalls in 2016. In addition, the report examines how effective the recalls from 2014 were in removing dangerous products from homes.

Findings of the report include:

- The number of children's product recalls (76) increased 12% from 2015.
- There were 66,813,956 total units of children's products were recalled, the highest in any year since 2001 except 2004 when 150 million vending machine toys were recalled.
- Incidents, injuries and deaths rose sharply with a total of 4,842 incidents, 394 injuries and seven deaths reported before recalls were issued in 2016.
- Nursery products led recalls with 32% of children's product recalls, but for the first time in a decade no cribs were recalled.
- Sixty percent of companies with a Facebook page used it to publicize the recall – a dramatic increase from the past.
- With full reports from only 37% of recalls – and those did not all contain a full year's worth of data – it is impossible to state how companies are doing in retrieving or repairing recalled products.

There was a vast increase in number of incidents reported prior to recall this year – it took an average of 64 reports of serious design flaws and failures to pull dangerous products from the shelf. This is up from 12 in 2015 and 5 in 2014. This demonstrates a growing issue with recall speed, and we hope that these unfortunate statistics encourage manufacturers to act more quickly in order to remove dangerous products from consumers' homes. With new information available from CPSC, we hope to look at the effect of the Fast Track process on recall speed next year. Not only did companies use social media more to publicize recalls, CPSC has recently begun posting recalls on Facebook and Instagram, along with Twitter. This will hopefully increase awareness of recalled products in their homes.

As *Danny's Law* continues to be implemented it is important to look for other opportunities to improve children's product safety. KID recommends that CPSC and manufacturers do more to make recalls effective and urges consumers to check their products against recall lists.

Table of Contents

A KID Report Card: Executive Summary	2
Introduction	4
Children’s Product Recalls	4
Table 1: Recalls 2007-2016	4
Figure 1: Children’s Product Recalls	5
Figure 2: Units of Children’s Products Recalled	5
Product Categories	6
Table 2: Types of Products Recalled	6
Cribs Recalled	6
Figure 3: Cribs Recalled.....	7
Multiple Products Recalled by One Company	7
Table 3: Manufacturers with Multiple Recalls	7
Recall Hazards	8
Table 4: Hazards Posed by Recalled Products	8
Incidents Reported Prior to Recall	9
Figure 4: Incidents Reported Prior to Recall	9
Table 5: Products with 100 or More Incident Reports	9
Injuries Prior to Recall	9
Figure 5: Injuries Reported Prior to Recall by Year.....	10
Table 6: Products with 15 or More Injury Reports.....	10
Table 7: Injuries by Product Type	11
Deaths Prior to Recall	11
Figure 6: Deaths Prior to Recall	11
Social Media Use to Promote Recall Awareness	12
Figure 7: Social Media and Companies Responsible for 2016 Recalls	12
Recall Effectiveness of 2015 Recalls	12
Table 8: 2015 Recalled Products Corrected.....	13
Incidents after Recall	14
Conclusion	14
Methodology, Definitions and About KID	15
Addendum	16
Table 9: IKEA Furniture Recall.....	16
Appendix: 2016 Children’s Product Recalls	17

Introduction

Kids In Danger's (KID) annual recall reports examine data and trends in children's products that have been recalled by the U.S. Consumer Product Safety Commission (CPSC). This year's report examines children's product recalls in 2016 as well as the effectiveness of recalls from 2015.

Congress created the CPSC in 1972 through the Consumer Product Safety Act (CPSA). In the CPSA, Congress directed CPSC to protect the public "against unreasonable risks of injuries associated with consumer products." CPSC has jurisdiction over more than 15,000 kinds of consumer products, and is charged with protecting consumers from products that pose fire, electrical, chemical, or mechanical hazards or others that can injure children. In 2008, Congress passed the Consumer Product Safety Improvement Act (CPSIA). This law – including a section named for Danny Keysar, whose parents founded KID – requires standards for juvenile products, bans lead and other harmful substances, and mandates independent testing for most children's products.

Children's Product Recalls

In the calendar year 2016, there were 332 recalls issued by CPSC, of which 76 (23%) were children's products. Compared to 2015, this is a 15% increase in overall recalls and a 13% increase in children's product recalls.

Table 1: Recalls 2007-2016

Year	Total Recalls	Children's Product Recalls	% of Total Recalls	Units of Children's Products
2016	332	76	23%	66,813,956
2015	288	68	24%	5,501,952
2014	296	75	25%	16,825,696
2013	293	114	39%	11,189,462
2012	346	97	28%	13,039,818
2011	310	121	39%	11,627,576
2010	355	160	45%	44,492,577
2009	346	143	41%	21,124,551
2008	394	190	48%	18,730,715
2007	448	231	52%	46,562,901

Figure 1: Children’s Product Recalls

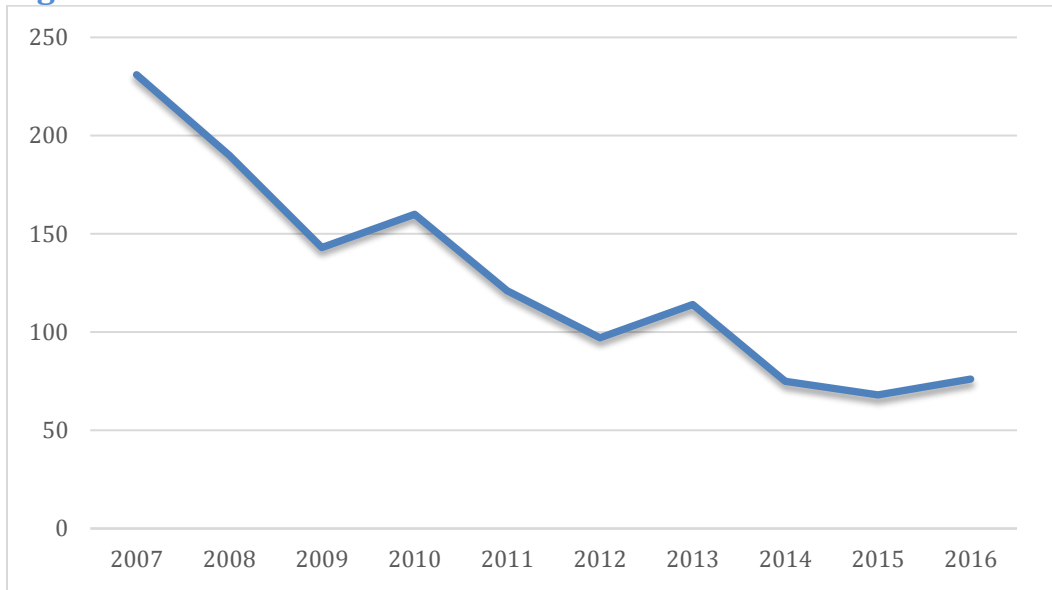
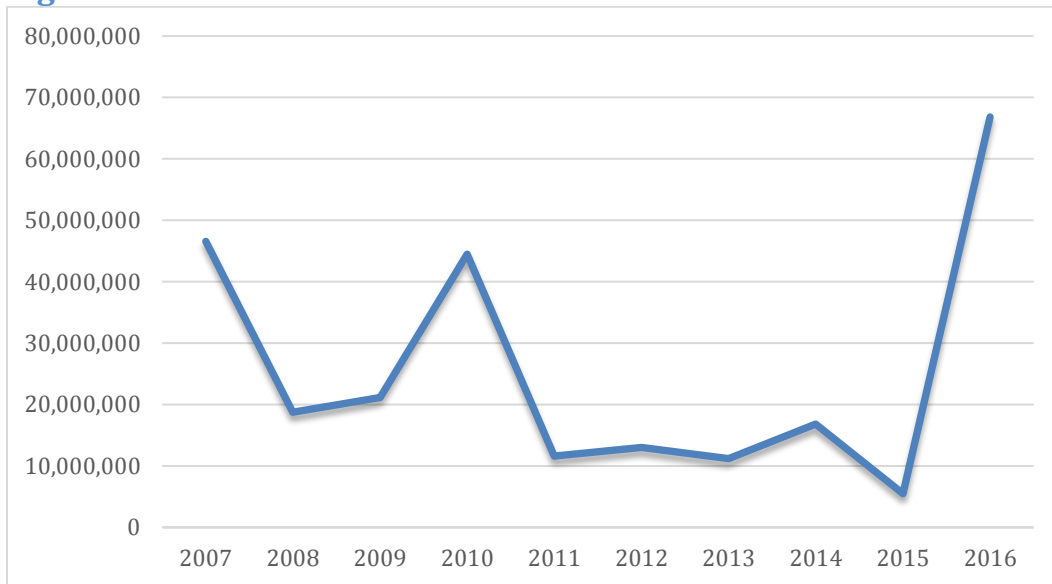


Figure 2: Units of Children’s Products Recalled



Though the number of children’s product recalls increased slightly from the previous year, the number of units recalled increased by over 1000%. This is primarily due to two recalls: IKEA’s recall of various dressers and chests and McDonald’s recall of “Step-iT” Activity Wristbands, both coincidentally amounted to 29 million units. However, even without these two recalls, the number of units recalled would have been almost 10 million, still a significant increase from 2015, which saw only 5,501,952 units recalled.

Product Categories

This year, nursery products accounted for 32% of all children’s product recalls. These products were primarily recalled for fall and choking hazards. Despite having one third of recalls, nursery products accounted for less than 2% of total recalled units: furniture products and jewelry products (43% each) led in this category as a result of the IKEA furniture recall, which had tip-over risks, and McDonald’s recall of the “Step-iT” Activity Wristbands given out in Happy Meals, which had risks of skin-irritation and burn.

IKEA Chest and Dresser Recall



On July 28, 2016 IKEA recalled a majority of the chests and dressers in their MALM collection, as well as several other models. This recall came after three deaths were reported as a result of MALM units and an additional three deaths were reported as a result of other units. After the recall, another death from 2012 was associated with the MALM dresser. The dressers were responsible for 82 incidents, 36 injuries and seven deaths.

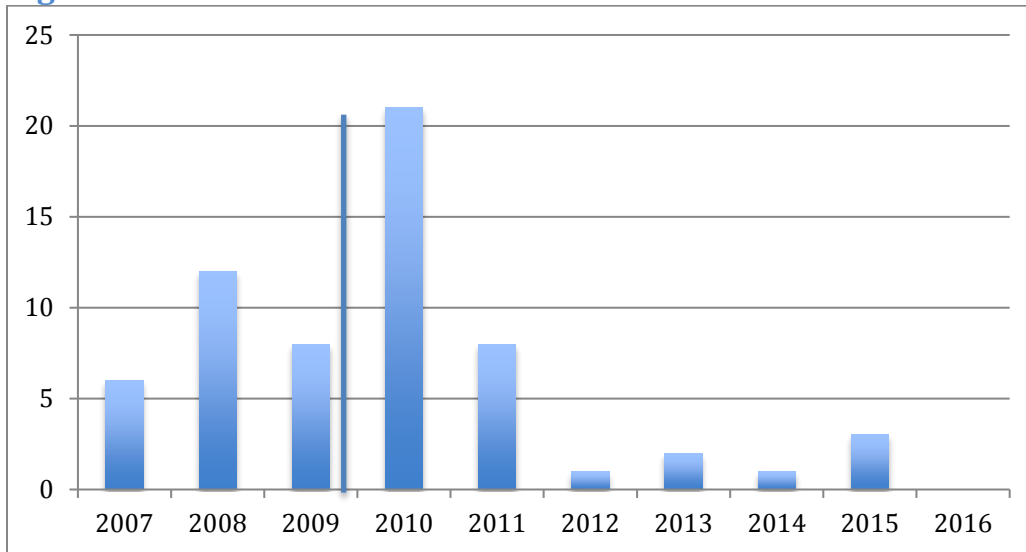
Table 2: Types of Products Recalled

Type of Recall	# Recalls	% of Children's Recalls	# of Units
Children's Recalls	76	100%	66,813,956
Nursery	24	32%	1,194,500
Clothing	13	17%	69,880
Toys	11	14%	630,050
Outdoor & Sports	11	14%	774,130
Furniture	8	11%	29,046,226
Jewelry	3	4%	29,059,100
Utensils	3	4%	3,111,670
Art	3	4%	2,928,400

Cribs Recalled

For the first time in ten years no cribs were recalled in 2016. This demonstrates that 2010’s mandatory crib standards have a positive effect on crib safety. But other products that are not covered by mandatory standards or fail to meet them still have a very firm presence in the marketplace. For example, a bedside sleeper from Bednest was recalled this year for failing to meet federal standards regarding bedside sleepers. Fortunately, this product was recalled before any incidents were reported.

Figure 3: Cribs Recalled



Multiple Products Recalled by One Company

Three manufacturers reported more than one recall in 2016: IKEA had four recalls for a variety of items, most notably chests and dressers; Pacific Cycle had two recalls for bicycle helmets and jogging strollers; and Tommee Tippee had two recalls for spill-proof cups and electric bottle and food warmers. These products were recalled for strangulation, tip-over, laceration, fall, choking, ingestion, mold, and fire hazards.

Table 3: Manufacturers with Multiple Recalls

Manufacturer	# Recalls	# Units	Products	# Injuries	# Deaths
IKEA	4	29,094,300	Bat Cape Costume, Chests and Dressers, Safety Gates and Extensions, Drums and Drumstick Sets	49	7
Pacific Cycle	2	346,600	Infant Bicycle Helmets with Magnetic Buckle Chin Strap, Instep and Schwinn Swivel Wheel Jogging Strollers	215	0
Tommee Tippee	2	2,255,000	Electric Bottle and Food Warmer, Sippee Spill-Proof Cups	68	0

Though Pacific Cycle and Tommee Tippee do not have extensive product recall histories, this year was not out of the ordinary for IKEA. From January 2015-January 2017, IKEA has had nine

children’s product recalls, amongst a total of 12 consumer product recalls. The children’s products recalled during this period have caused 90 incidents, including 38 injuries and 7 deaths in the U.S. alone.

Recall Hazards

Children’s products are recalled for a variety of hazards. Choking, entrapment, suffocation or entanglement risks encompass 37% of recalls. This year, products causing these kinds of hazards include IKEA dressers and chests and Munchkin’s Latch Pacifiers and Clips. About a third of recalls, 32%, pose fall, laceration or other bodily injury risks. Products posing these risks include Rainbow Play Systems’ plastic trapeze rings and Pacific Cycle’s Instep and Schwinn swivel wheel jogging strollers.

Table 4: Hazards Posed by Recalled Products

Hazard	# of Recalls	% of Children’s Recalls*
Choking/Strangulation/Entrapment/Suffocation/Entanglement	28	37%
Fall/Laceration/Bodily Injury	24	32%
Flammability Standard/Burn/Electrical Shock	13	17%
Ingestion/Poisoning/Lead/Illness	12	16%
Drowning	2	3%
*total adds to more than 100% because some products posed more than one hazard.		

In February 2016, a father posted a picture of his daughter’s moldy sippy cup on Tommee Tippee’s Facebook page. Other parents commented with pictures of their children’s moldy cups. Tommee Tippee assured customers that they had tested the cups and that all was fine when instructions were followed. They also provided tips on cleaning the cups and replacements to those who requested them.

This did not prevent cups from being sold, the replacement was not an improved model, and the information was not broadcast to users. After a total of 3,066 incident and 68 injury reports, Tommee Tippee finally recalled the cup.

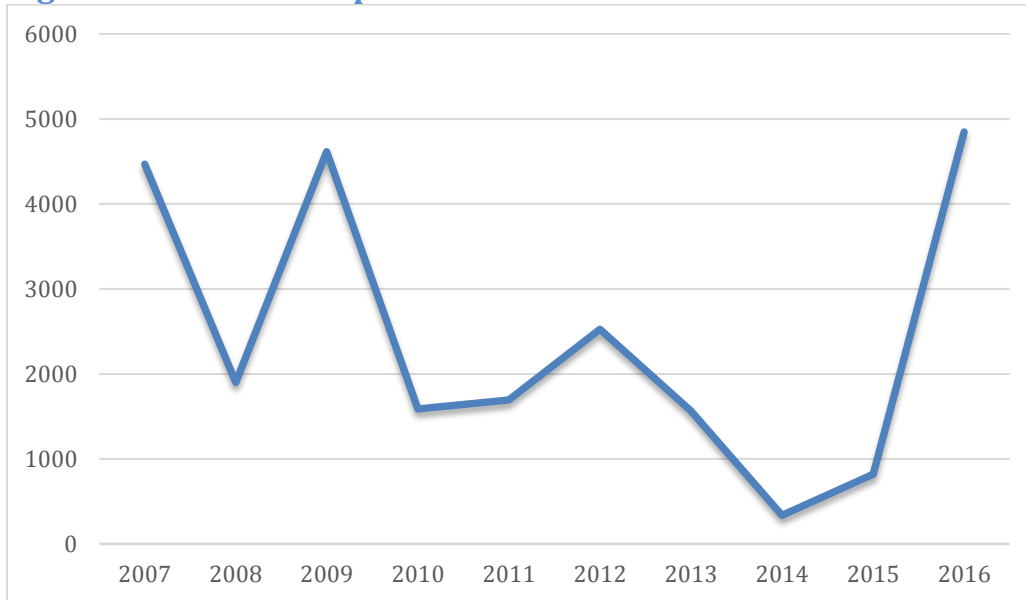
Tommee Tippee Sippee Cup



Incidents Reported Prior to Recall

In 2016, there were 4,842 incidents reported prior to recall for the 76 children’s product recalls – an average of almost 64 reports filed before a recall is issued. This is a 492% increase from 2015, which only saw 819 incident reports, or 12 reports per product.

Figure 4: Incidents Reported Prior to Recall



Most reports (63%) were a result of Tommee Tippee’s Sippee Spill-Proof Cups; however four other products were responsible for 100+ reports. The five products from this table account for 84% of all incident reports.

Table 5: Products with 100 or More Incident Reports

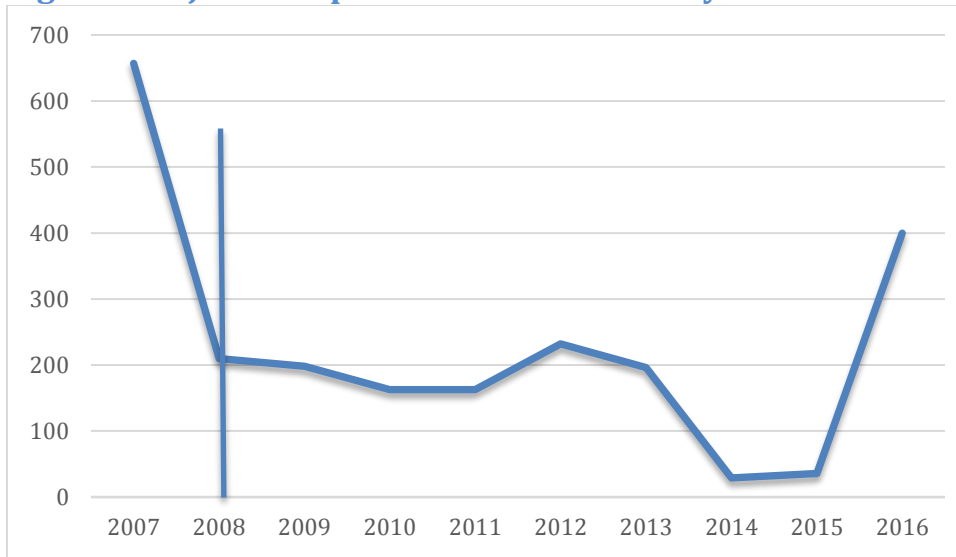
Product	Manufacturer	# Incidents	Hazards
Sippee Spill-Proof Cups	Tommee Tippee	3,066	Ingestion
Children’s Bunk Beds	Hillsdale Furniture	650	Fall
Instep and Schwinn Swivel Wheel Jogging Strollers	Pacific Cycle	132	Fall
B-ready Strollers	Britax	117	Choking
Plastic Trapeze Rings	Rainbow Play Systems	100+	Fall

Injuries Prior to Recall

Overall, 25% of children’s product recalls involved injuries prior to recall – a total of 418 injuries in 2016. This figure is far greater (almost a 1000% increase) than 2015’s figure of 36

total injuries prior to recall and breaks the positive trend occurring after the 2008 Consumer Product Safety Improvement Act (indicated by the vertical blue line in Figure 5).

Figure 5: Injuries Reported Prior to Recall by Year



Pacific Cycle Instep and Schwinn swivel wheel jogging strollers caused the majority of injuries (55%). The wheels may become loose, posing a fall hazard.

Besides the Pacific Cycle Instep and Schwinn swivel wheel jogging strollers, four other products reported 15 or more injuries prior to recall.

Pacific Cycle Strollers



This product caused 215 injuries to both children and caretakers.

Table 6: Products with 15 or More Injury Reports

Product	Manufacturer	# Injuries	Hazards
Instep and Schwinn Swivel Wheel Jogging Strollers	Pacific Cycle	215	Fall
Sippee Spill-Proof Cups	Tomme Tippee	68	Ingestion
Children’s and Adult Chests and Dressers	IKEA North America	43	Tip-over
Qbit Strollers	Aria Child	16	Laceration and Fall
Plastic Trapeze Rings	Rainbow Play Systems	15	Fall

Nursery products had the most injuries by far; however, that is mostly due to Pacific Cycle jogging strollers. It should be noted that these statistics only include injuries reported *prior* to recall.

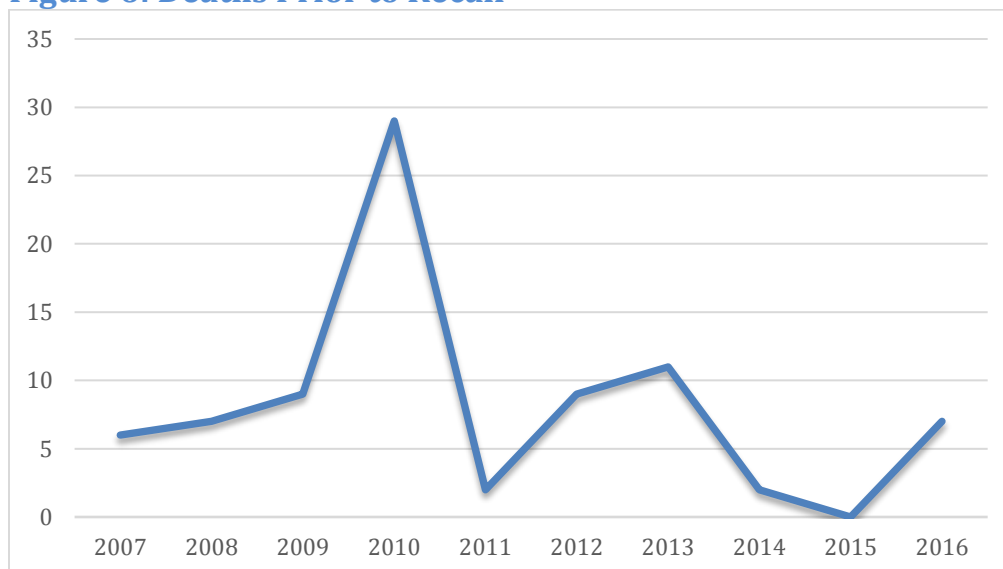
Table 7: Injuries by Product Type

Type	# Recalls	# Injuries	% of Total Injuries
Nursery	24	262	63%
Utensils	3	68	16%
Furniture	8	53	13%
Outdoor/Sports	11	25	6%
Jewelry	3	7	2%
Clothing	13	3	1%
Toys	11	0	0%
Art	3	0	0%

Deaths Prior to Recall

In 2015, there were no deaths reported in conjunction with any recalled children’s products; however, in 2016 this was not the case. There were seven death reports as a result of the dressers and chests recalled by IKEA in 2016. Although the number of deaths increased from the past couple years, without the IKEA dressers and chests there would have been no deaths reported.

Figure 6: Deaths Prior to Recall

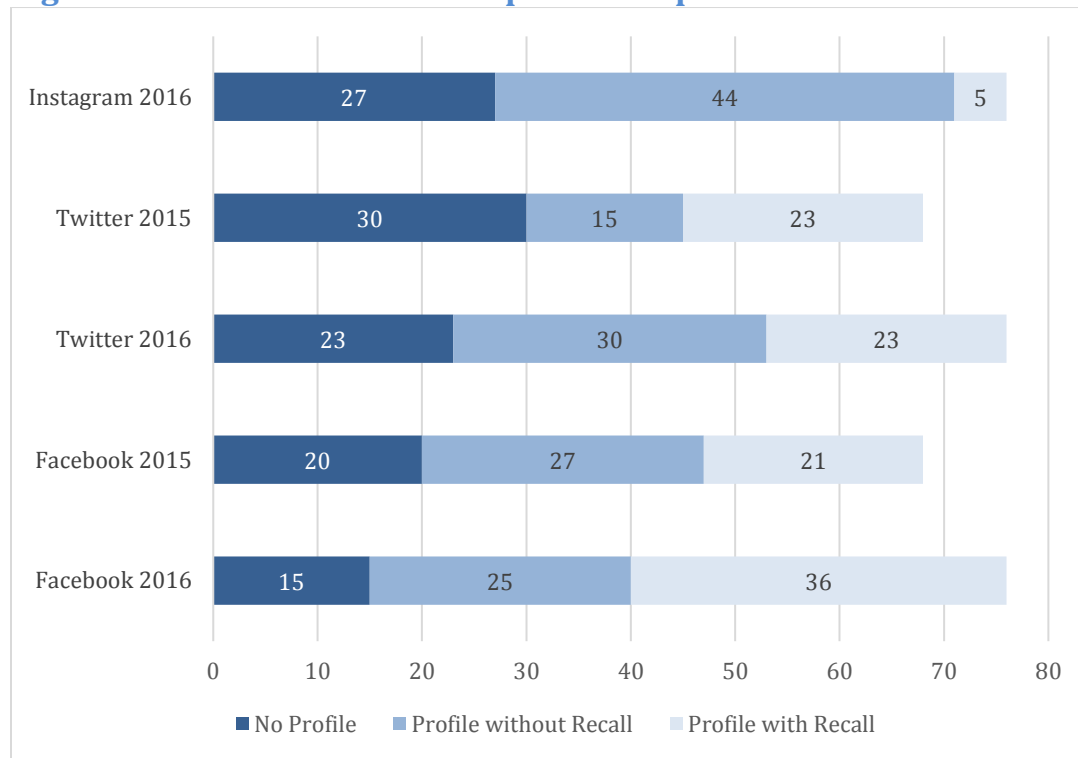


Social Media Use to Promote Recall Awareness

Social media is now recognized as a vital marketing tool. Companies can use social media to advertise and connect with consumers, as well as provide customers with information pertaining to recalls.

For the past few years, KID has searched through Facebook and Twitter extensively to analyze whether companies are using these platforms to advertise recalls and improve effectiveness. The number of companies using Facebook to post about their recall increased significantly from 2015. However, the amount of companies posting on Twitter about their recall decreased slightly from the previous year. This is the first year KID has examined the use of Instagram as a tool to advertise recalls; Instagram is used far less than Facebook and Twitter.

Figure 7: Social Media and Companies Responsible for 2016 Recalls



Furthermore, CPSC has very recently begun using their Facebook page to announce recalls. Hopefully this will positively impact recall effectiveness in the years to come.

Recall Effectiveness of 2015 Recalls

Recalls are an important tool for keeping dangerous products away from vulnerable populations such as children. However, a recall announcement alone does not get the dangerous product out of homes.

To test how effective children’s products recalls really are, KID requested monthly progress reports on 2015 children’s product recalls from the CPSC through the Freedom of Information Act (FOIA). These reports were requested individually through emails to CPSC, who sent separately a confirmation of receipt and the report through the mail. This system is inefficient due to the cost of paper and postage, as well as the amount of time between the initial request and receipt of the report (in some cases up to four months). It is hard to understand in 2017 why the process has not become fully digitized.

Furthermore, most reports include data discrepancies and redactions, and almost all reports do not cover the amount of time requested. Some of the companies involved in the recalls have yet to respond to our requests, leaving even more holes in the data. Due to loopholes specifically applying to the CPSC through the Consumer Product Safety Act under Section 6(b), the CPSC must first contact the manufacturer and allow them to suggest what should and should not be shared in a FOIA request or risk being sued.¹ This censorship makes it difficult for the public to receive important safety information.

Also of note, several reports that were received from the CPSC reported numbers of recalled product units that differed vastly from the numbers released in CPSC reports. For example, Levels of Discovery reported only three units of their Fly Boy Airplane Rockers were affected by the recall; however, at the time of recall, they reported 150 units were recalled. This is a piece of information that, along with number of incidents and injuries and presence of recall information on a company’s webpage, can be checked. Most of the information on the reports cannot be checked for accuracy.

The table below includes only reports that had no glaring incidents of miscalculations, data discrepancies, missing information or redactions; in other words, the only reports with errors accepted in this study were those that did not include data from all 12 months requested. Whereas 68 reports were requested for this study, only 25 reports provided usable information.

Table 8: 2015 Recalled Products Corrected

	Units Affected by Recall	Units Corrected	% of Units Corrected
Manufacturer	253,789	249,130	98.16
Distributor	64,958	65,058	100.15
Retailers	365,644	331,921	90.78
Consumers	800,273	80,477	10.06

¹ CPSC, “CPSA Section 6(b) FACT SHEET,” <http://www.cpsc.gov/PageFiles/66105/CPSA6bFactSheet.pdf>.

Drawing conclusions from this limited information poses many problems. Twenty-five reports only represent 37% of the possible information. Furthermore, the majority of the reports containing redactions are higher-profile and more concerning cases. The number of units accounted for in this table (1,531,418) is only 28% of the total units recalled in 2015 (5,501,952).

From this data, it is clear that products with consumers are being corrected at an abysmal rate. More units are found in the hands of consumers than in any other category, yet so few of these products have been corrected. The information in this table might suggest an improvement from years past (in 2014, only 1.33% of products with consumers were corrected), but too few recalls are included to draw conclusions, due to the large amount of redactions and missing and false information.

Incidents after Recall

Of the 25 reports in this study, there were 23 reports of incidents after the recall: 15 from outdoor products and 8 from nursery products. However, again, this figure is not indicative of the actual number of post-recall incidents. Many companies chose to specifically not include the data regarding incidents and injuries after recall.

Conclusion

This report shows child product safety has a long way to go to become acceptable. The statistics from 2016 show a departure from a generally positive trend since *Danny's Law* was passed in 2008; the amount of units recalled and incidents, injuries and deaths before recall skyrocketed this year. Furthermore, it is impossible to interpret the effectiveness of the recall system, as companies have the option to not participate in or intentionally obscure data. With this in mind, KID recommends the following:

- Continued implementation of *Danny's Law* is imperative to improve children's product safety. Mandatory standards should continue to be developed and implemented. *Danny's Law* has proven effective to reduce recalls where new standards are in place.
- Companies must move more quickly to report and recall products that cause injuries and death. Waiting to recall a product only means more potential for harm.
- Consumers have to be aware of a recall and know how to comply to raise effectiveness rates. Therefore, recall efforts should involve multiple methods – such as using social media – of reaching the consumers and getting hazardous products out of their homes.
- CPSC should focus on recall effectiveness, first by strengthening and better enforcing requirements for progress reports and other requirements of corrective action plans and then by encouraging innovations from recalling companies and others to improve effectiveness.

KID urges every parent and caregiver to take the following **four steps to protect children in their care**.

1) *Be aware of the problem:* Visit www.KidsInDanger.org for more information on children's product safety and to sign up for free email alerts to stay up-to-date on recalled products. Consumers can also sign up at www.cpsc.gov to receive notice of recalls by email.

2) *Always check products:* Take an inventory of the products used with children—at home, at childcare, and elsewhere—and check it against the list of recalls at www.cpsc.gov. Check for safety information on car seats at the National Highway Traffic Safety Administration (NHTSA), by visiting www.nhtsa.gov. Repeat the check every time a child receives a new product, gift, or hand-me-down. Consumers can use KID's mobile site, available by going to KidsInDanger.org from any mobile device, to search for recalls while away from their computer.

3) *Spread the word:* Report any injuries or problems with products at www.SaferProducts.gov. After learning of a recall, share the news with friends and family and urge them to pass it along. Always fill out product registration cards so manufacturers can send recall information. Product registration cards and online registration are required for durable infant and toddler products, but you can use the same online sites to register other products such as toys from the same company. Visit KID's [Product Registration](#) page for links to manufacturer's registration pages.

4) *Become an Advocate:* Let local, state, and national lawmakers know that children's product safety is important. Find out more at www.KidsInDanger.org advocacy pages and join the KID Action Team to keep children safe.

Methodology, Definitions and About KID

KID obtained all recall information for this report from press releases issued jointly by product manufacturers and the CPSC. Press releases outline the incidents, failures, and injuries caused by the product prior to the date of recall. All numbers, facts, and figures contained in this report originated in these press releases. Only products under the jurisdiction of the CPSC were considered. This excludes car seats and booster seats regulated by NHTSA. However, CPSC does have oversight of car seats that also function as infant carriers.

To determine how effective 2015's recalls have been KID requested Monthly Progress Reports for Corrective Action Plan (CAP) and Incident Updates for all 68 children's products recalled in 2015 through the Freedom of Information Act (FOIA) from the CPSC. However, only 65 reports were received from CPSC and many of these reports included redactions and data errors.

A children’s product is defined as any product designed or intended for the care of or use by children. Products that pose potential dangers to children but that are not intended for their use, such as cigarette lighters with faulty child resistance locks and window blinds, are not counted as children’s products. Children’s products were further categorized for this report by the type of product (clothing, furniture, nursery products, sports and outdoor, jewelry, miscellaneous, and toys). The product name, manufacturer, date of recall, number of units recalled, type of hazard posed, and number of incidents and injuries were also recorded for children’s products recalled in 2016 (Appendix A).

KID is a nonprofit organization dedicated to protecting children by improving children’s product safety. KID was founded in 1998 by Linda Ginzel and Boaz Keysar after the death of their 16-month-old son, Danny, in a dangerous portable crib. For more information, call 312.595.0649 or visit www.KidsInDanger.org.

Addendum

Table 9: IKEA Furniture Recall

IKEA recalled 29 million units of chests and dressers.	The number of children’s chests involved in the recall is approximately 262,000.
There were 82 incidents, 43 injuries and 7 deaths reported as the result of the dressers and chests recalled.	IKEA has identified 3 tip-over incidents involving recalled children’s chests, one with BUSUNGE and 2 with STUVA. No injuries were reported for these three cases.

IKEA asked KID not to include the deadly MALM and other dressers in this report since they were not children’s products. KID included all the data from the recall announcement for two reasons: all of the deaths and most of the injuries were children and the recall announcement included child and adult dressers together and gave no information that would allow us to separate them. We have since gotten the above information from IKEA, but it has not been verified.

Appendix: 2016 Children's Product Recalls

Date	Manufacturer	Product	Hazard	Units Recalled	Incidents	Injuries	Country Of Origin
Art & School Supplies							
10/4/2016	Sargent Art	Arts and Crafts Tempera and Finger Paints	Bacteria	2,800,000	0	0	USA
10/13/2016	Roylco Inc.	Roylco Educational Light Cube	Fire	1,400	3	0	China
10/20/2016	Target Corp.	LED Gel Clings	Choking & Ingestion	127,000	0	0	China
Clothing							
1/7/2016	Zulily Inc.	Children's Pajamas	Flammability	450	0	0	Mauritius
1/19/2016	Walt Disney Parks and Resorts	Darth Vader & Disneyland Infant Bodysuits	Choking	10,000	0	0	Guatemala
2/9/2016	Classic Characters Inc.	Infant Elf Booties	Choking	4,000	2	0	China
2/18/2016	J. Crew Group Inc.	Girls' Crewcuts Puffer Coats	Choking	16,400	4	0	China
3/31/2016	Creating X	Children's Footed Pajamas	Burn	5,400	0	0	China
4/5/2016	Eleanor Rose	Children's Loungewear	Burn	5,900	0	0	El Salvador
4/7/2016	IKEA North America Services LLC	Children's LATTJO Bat Cape Costume	Strangulation	11,000	3	3	China
6/29/2016	Saro Trading Company	Children's Nightgowns	Flammability	7,800	0	0	China
7/6/2016	Little Lotus	Little Lotus Baby Swaddles and Sleeping Bags	Choking	1,900	15	0	India
9/21/2016	Lenny Lamb	Buckle Onbu Infant Carrier	Fall	900	0	0	Poland
10/13/2016	L'echarpe Porte-Bonheur	Chimparoo Trek Baby Carriers	Fall	130	1	0	Canada

Date	Manufacturer	Product	Hazard	Units Recalled	Incidents	Injuries	Country Of Origin
11/16/2016	Skidders Footwear Inc.	Children's Shoes	Laceration	5,500	3	0	China
12/28/2016	Tea Living Inc.	Knit Denim Jackets	Choking	500	6	0	Thailand
Furniture							
1/14/2016	School Specialty Inc.	Classroom Select Neorok Stools	Fall	6,000	9	1	USA
5/20/2016	Bestar	Juvenile Dresser	Tip-Over	26	1	0	Canada
6/2/2016	Hillsdale Furniture	Children's Bunk Beds	Fall	20,000	650	8	Vietnam
6/9/2016	Far East Brokers and Consultants Inc.	Chairs and Swings	Lead Paint	6,000	0	0	China
6/28/2016	IKEA North America Services LLC	Chests and Dressers	Tip-Over	29,000,000	82	43	
7/12/2016	Bernhardt Furniture Company	Marquesa Dressers and Nightstands	Tip-Over	1,700	2	1	Vietnam
8/4/2016	Cinmar LLC	Magnetic Travel Maps With Magnets	Ingestion	4,500	0	0	China
8/16/2016	Sauder Woodworking Co.	Four-Drawer Chest	Tip-Over	8,000	0	0	USA
Jewelry							
7/19/2016	Things Remembered, Inc.	Silver Bracelets and Charm Necklaces	Lead Paint	6,700	0	0	China
8/23/2016	Mcdonald's Corp.	"Step-It" Activity Wristbands	Burn, Skin Irritation	29,000,000	70	7	China
8/25/2016	Mars Retail Group	M&M'S®-Branded Jewelry	Lead Paint	52,400	0	0	Vietnam and China
Utensils and Kitchenware							
5/27/2016	Tomme Tippee	Tomme Tippee Sippee Spill-Proof Cups	Mold Ingestion	3,100,000	3,066	68	China

Date	Manufacturer	Product	Hazard	Units Recalled	Incidents	Injuries	Country Of Origin
7/19/2016	GSI Outdoors, Inc	Kids' Insulated Water Bottles	Lead Paint	6,670	0	0	China
12/15/2016	Figi's Companies Inc.	"Christmas Wishes" Tins	Choking & Ingestion	5,000	0	0	United States and China
Nursery Products							
1/21/2016	Britax	B-Safe 35	Fall	71,000	49	1	USA
1/21/2016	Britax	B- Ready Strollers	Choking	49,000	117	5	China
2/4/2016	WWRD U.S. LLC	Wedgwood Peter Rabbit Decorative Baby Rattles	Choking	670	2	0	China
2/11/2016	Nuna Baby Essentials Inc.	High Chair	Fall	5,600	50	4	China
4/14/2016	Fisher-Price	Cradle'n Swings	Fall	34,000	2	0	Mexico
5/5/2016	Munchkin	Latch Lightweight Pacifiers and Clips	Choking	180,000	10	0	China
5/10/2016	Bednest	Bedside Sleepers	Fall	500	0	0	Romania
5/11/2016	Twingo	Baby Carriers	Fall	4,000	13	0	China
5/12/2016	Hobby Lobby	Rattle	Choking	14,400	0	0	China
5/12/2016	Hobby Lobby	Pacifier Holder	Choking	12,900	1	0	China
5/18/2016	phil&teds	phil&teds Dash Strollers	Pinch, Lacerations	630	1	0	China
5/26/2016	Osprey	Child Backpack Carriers	Fall	31,000	0	0	Vietnam
6/21/2016	Mayborn USA Inc.	Electric Bottle and Food Warmers	Fire	255,000	6	0	China

Date	Manufacturer	Product	Hazard	Units Recalled	Incidents	Injuries	Country Of Origin
6/21/2016	The Land Of Nod	Octo- Rattles	Choking	550	5	0	India
7/7/2016	Pacific Cycle Inc.	Instep & Schwinn Swivel Wheel Jogging Strollers	Crash and Fall	217,600	132	215	China
7/14/2016	IKEA North America Services LLC	Safety Gates and Safety Gate Extensions	Fall	80,000	55	10	Denmark
8/24/2016	Dorel Juvenile	Safety 1st Step and Go Travel Systems	Fall	20,000	30	0	China
9/8/2016	Toys"R"Us	Pacifier Clip	Choking	53,000	2	0	China
10/6/2016	Summer Infant	Lil' Luxuries Infant Bath Tub With Fabric Sling	Injury and Drowning	86,000	91	11	China
10/12/2016	Mamas and Papas Ltd.	Armadillo Flip Strollers	Fall	3,000	10	0	China
10/25/2016	Fiddle Diddles Inc.	Lullabelay Car Seat Strap Systems	Choking	250	0	0	China
11/15/2016	Wenzhou Weihao Light Industry Co. LTD	Projection Night Lights	Fire and Shock	39,000	7	0	China
12/1/2016	Lexibook S.A.	Baby Bath Seats/Chairs	Drowning	7,000	0	0	China
12/20/2016	Aria Child Inc.	Qbit Strollers	Laceration and Fall	29,400	76	16	China
Outdoor and Sports							
1/21/2016	Chillafish	Children's Balance Bikes	Laceration	29,000	19	2	China
2/4/2016	Head USA	Ski and Snowboard Helmets	Head Injury	260	0	0	USA
4/7/2016	Rainbow Play Systems	Plastic Trapeze Rings	Fall	121,000	100	15	USA
4/13/2016	Rollerblade USA	Rollerblade Inline Skating Helmets	Head Injury	500	0	0	China

Date	Manufacturer	Product	Hazard	Units Recalled	Incidents	Injuries	Country Of Origin
4/26/2016	Stile Products	Tern Folding Bicycles	Fall	220	4	4	Taiwan
5/17/2016	Pacific Cycle	Infant Bike Helmets With Magnetic Buckle Chin Straps	Choking/Magnet Ingestion	129,000	3	0	China
7/6/2016	10 Different Manufacturers	Self-Balancing Scooters/Hoverboards	Fire	487,430	99	0	China
10/27/2016	Peg Perego USA	Children's Ride-On Vehicles	Fire and Burn	3,000	3	1	USA
12/7/2016	Horizon Industries	Stainless Steel Playground Slides	Amputation	1,300	13	2	USA
12/13/2016	World Trading	Orbit Self-Balancing Scooters/Hoverboards	Fire	1,900	0	0	China
12/29/2016	Glopo Inc.	Joyrider Three-Wheeled Scooters	Fall	520	1	1	China
Toys							
1/14/2016	IKEA North America Services LLC	LATTJO Tongue Drums and Drumstick Sets	Choking	3,300	6	0	China
2/4/2016	Dollar General Corp.	Toy Trucks	Fire and Burn	27,000	0	0	China
2/4/2016	KHS America	Monkey Glockenspiel	Lead Paint	150	0	0	Israel
3/31/2016	Manhattan Toy Company	Busy Loop Table Top Toy	Choking	2,100	2	0	China
4/15/2016	Miniland Educational	Moogy Plush Toys	Choking	2,000	0	0	India
4/19/2016	Flying Tiger Copenhagen	Wooden Toy Blocks and Giraffes	Choking	1,000	0	0	China
6/2/2016	Larose Industries & Target Corp	Cra-Z-Jewelz Gem Creations	Lead Paint	175,000	0	0	China

Date	Manufacturer	Product	Hazard	Units Recalled	Incidents	Injuries	Country Of Origin
6/10/2016	Auldey Toys North America	Sky Rover Toys	Fire	325,000	35	0	China
8/23/2016	ALEX Toys	ALEX Jr. Baby Builder, First Pops & First Snaps	Choking	91,000	22	0	China
8/30/2016	Dazzling Toys	Egg Laying Chicken Toys	Choking	800	0	0	China
12/13/2016	Bingo Deals	Egg Laying Chicken Toys	Choking	2,700	0	0	China